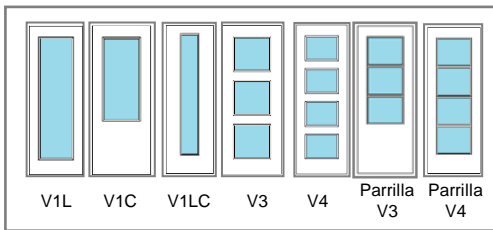
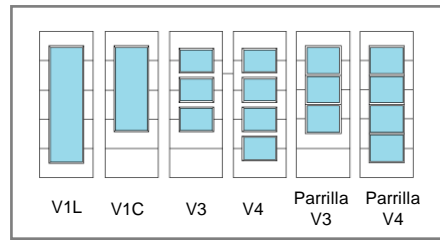




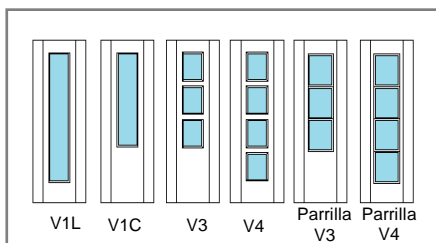
LAC LISA



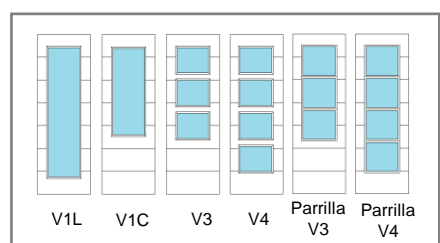
LAC 0.4



LAC 2.0



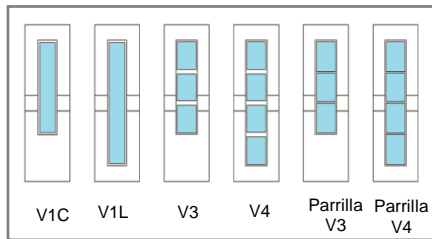
LAC 0.6



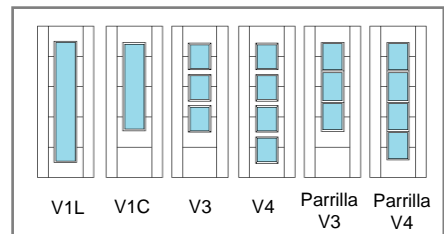
PUERTAS PANTOGRAFIADAS



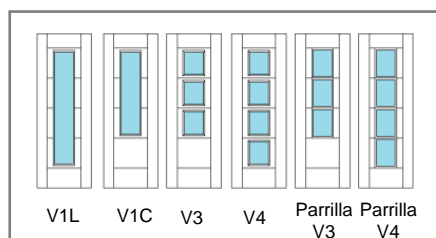
LAC 0.2C



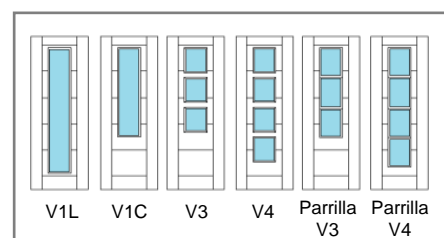
LAC 2.4



LAC 2.5



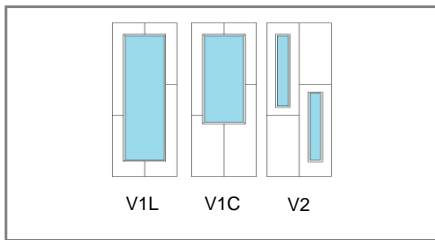
LAC 2.6



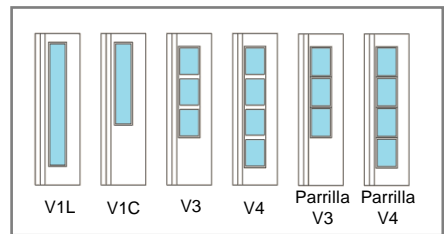
PUERTAS PANTOGRAFIADAS



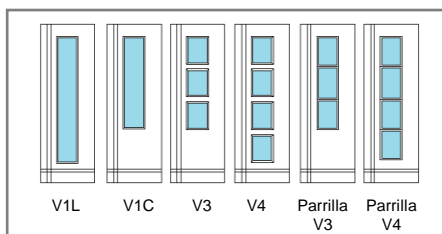
LAC 1.2



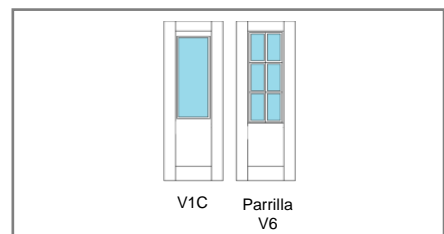
LAC 2.0I



LAC 2.2

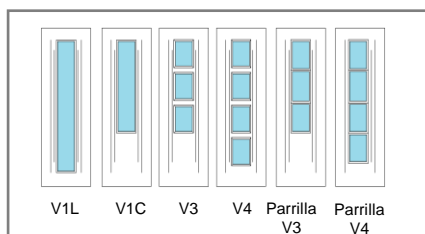


LAC 2.C

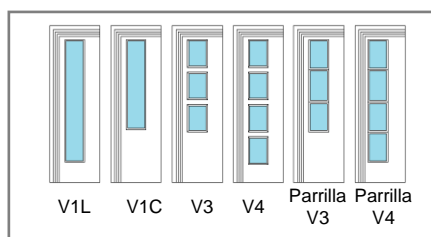




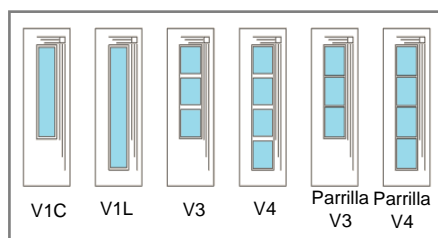
LAC 4.0



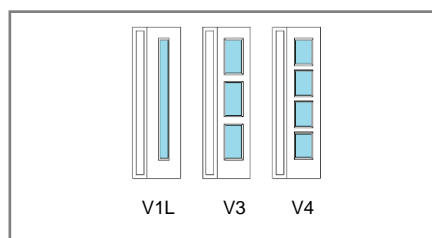
LAC TOLEDO



LAC LEÓN

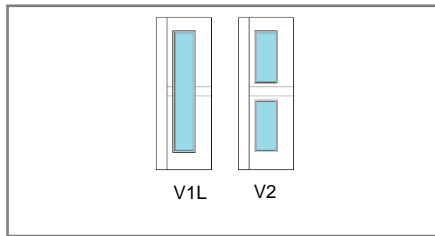


LAC ÁVILA

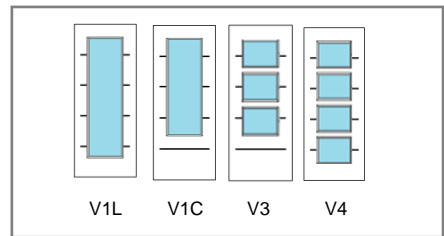




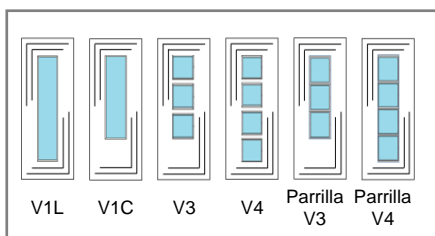
LAC IBIZA



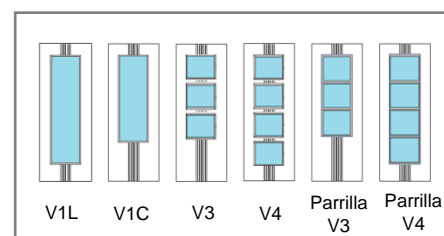
LAC 0.4 PL



LAC MALLORCA

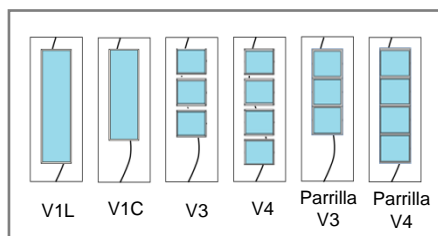


LAC BAMBÚ

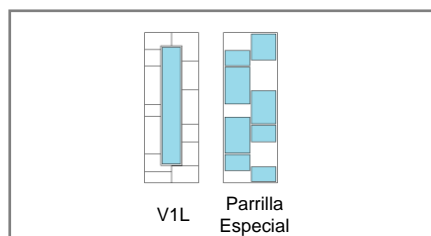




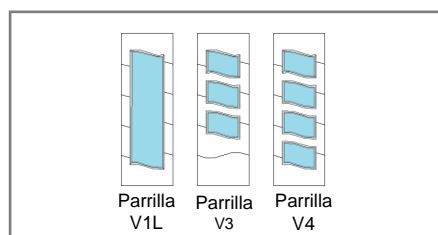
LAC ELIPSE



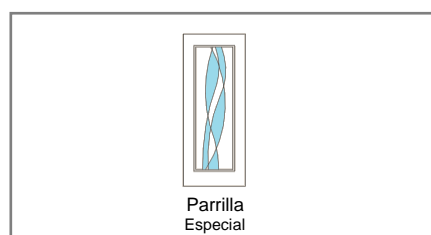
LAC TETRIS



LAC OLAS 0.4



LAC MADRID

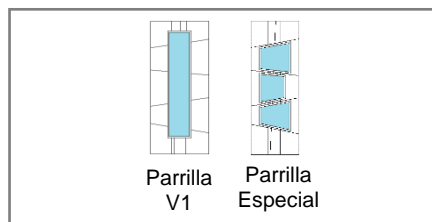




LAC RIOFRÍO



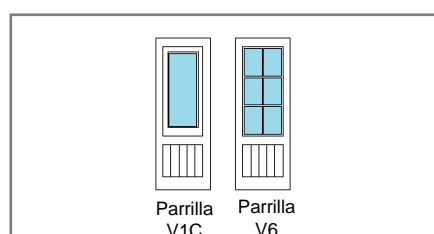
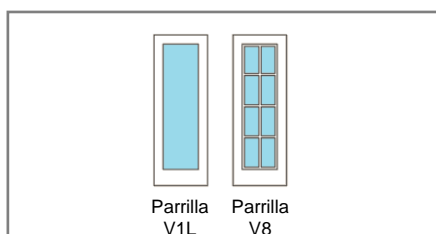
LAC PICASSO



LAC TABLAS 1



LAC TABLAS 2



LOS MODELOS LAC PICASSO Y
LAC TABLAS SE FABRICAN CON
UN FRESADO RECTO DE 10mm DE
ANCHO, ESTE FRESADO SE
PUEDE HACER EN CUALQUIER
MODELO DE LA SERIE
PANTOGRAFIADA.

El block de hoja de paso lacado se compone de:

- Hoja maciza 2030*625/725/825*35.
- 4 pernios latonados o de acero inox.
- Picaporte unificado 70
- Cerco ranurado 70*30 y tapajuntas sistema IMATEC 70*12 y 70*10, lacados en la fábrica con la misma laca que se emplea para las hojas.

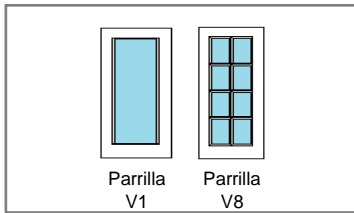
Todas las puertas de paso tienen su correspondiente modelo a juego en armario abatible o en armario corredera.

El Kit de ARMARIO ABATIBLE lacado se compone de: Hojas macizas de 19 mm de grosor cortadas a medida, 4 bisagras de cazoleta por hoja, con sistema "silencioso", cerco 70x19 sin rebaje y juego de tapajuntas a la cara exterior de 70*19 y 70*16.

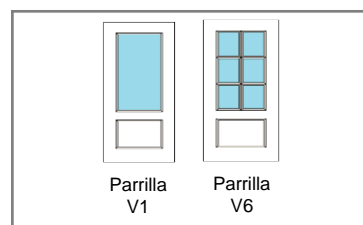
El Kit de armario con HOJAS CORREDERAS lacado se compone de: Hojas macizas de 16 mm de grosor, juego de sistema corredero con perfilera de aluminio lacado en fábrica en el mismo RAL de la hoja, provisto de freno hidráulico doble por cada hoja, cerco 70*16 con rebaje y juego de tapajuntas a la cara exterior de 70*12 y 200*10.



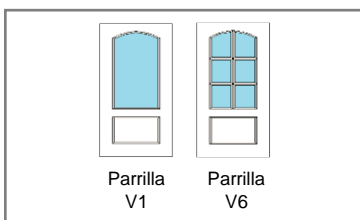
LAC F1C



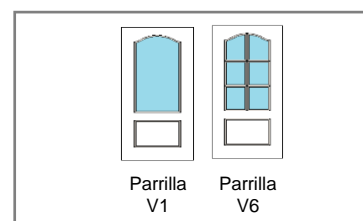
LAC F2C



LAC F2D

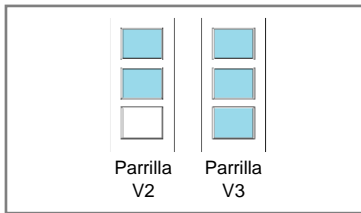


LAC F2P

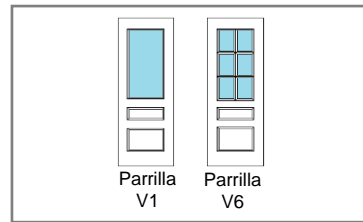




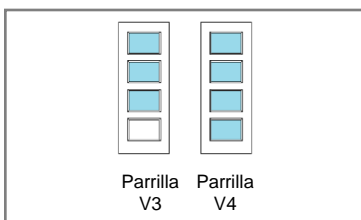
LAC F3C



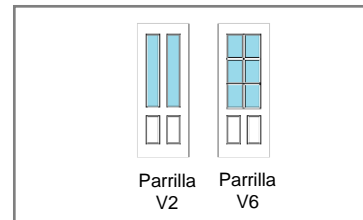
LAC F3CS



LAC F4C

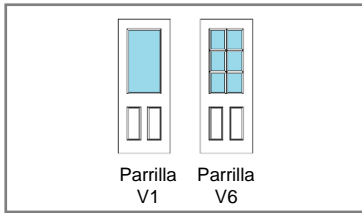


LAC F4CV

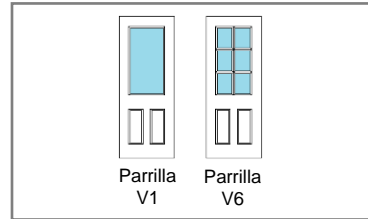




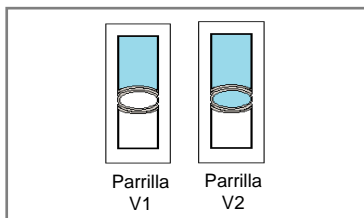
LAC F5C



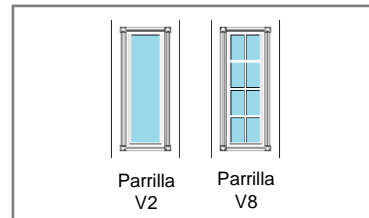
LAC F6CV



LAC ÓVALO

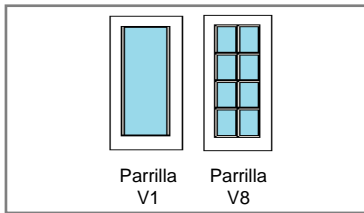


LAC ROMA

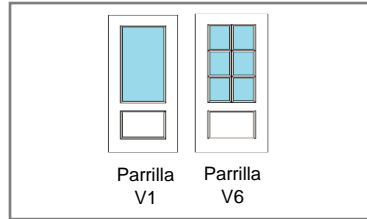




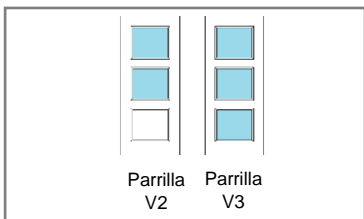
LAC F1C-3D



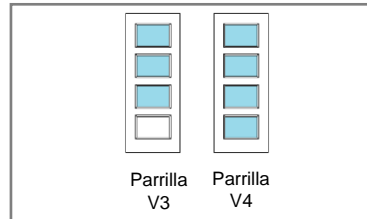
LAC F2C-3D



LAC F3C-3D




LAC F4C-3D





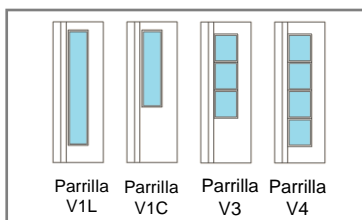
LAC S



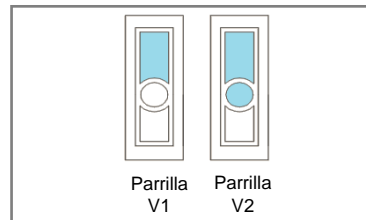
LAC C



LAC I

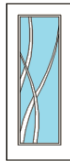


LAC CÍRCULO





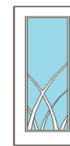
LAC JUNCOS



Parrilla Especial



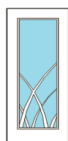
LAC JAMAICA



Parrilla Especial



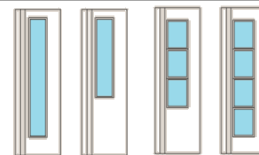
LAC HIERBA



Parrilla Especial



LAC CADENAS



Parrilla V1L Parrilla V1C Parrilla V3 Parrilla V4

El block de hoja de paso lacado se compone de:

- Hoja maciza 2030*625/725/825*35.
- 4 pernios latonados o de acero inox.
- Picaporte unificado 70
- Cerco ranurado 70*30 y tapajuntas sistema IMATEC 70*12 y 70*10, lacados en la fábrica con la misma laca que se emplea para las hojas.

Todas las puertas de paso tienen su correspondiente modelo a juego en armario abatible o en armario corredera.

El Kit de ARMARIO ABATIBLE lacado se compone de: Hojas macizas de 19 mm de grosor cortadas a medida, 4 bisagras de cazoleta por hoja, con sistema "silencioso", cerco 70x19 sin rebaje y juego de tapajuntas a la cara exterior de 70*19 y 70*16.

El Kit de armario con HOJAS CORREDERAS lacado se compone de: Hojas macizas de 16 mm de grosor, juego de sistema corredero con perfilera de aluminio lacado en fábrica en el mismo RAL de la hoja, provisto de freno hidráulico doble por cada hoja, cerco 70*16 con rebaje y juego de tapajuntas a la cara exterior de 70*12 y 200*10.

SOMOS DISTRIBUIDORES DE:

